



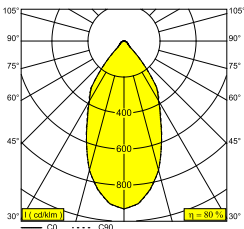
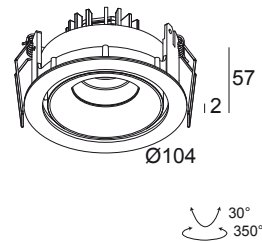
REO OK 92750 S1 W

202 37 811 923 W

AVAILABLE IN

BLACK 202 37 811 923 B

WHITE 202 37 811 923 W



 [View on website](#)

General info	
LOCATION	indoor
INSTALLATION	Ceiling Recessed
CUTOUT SHAPE/SIZE (MM)	round - 98
RECESSED DEPTH (MM)	65
THICKNESS OF MOUNTING SURFACE (MM)	max.30
INGRESS PROTECTION	IP20
WEIGHT (KG)	0.3
ADJUSTABILITY	0° to 30° swiveling, 350° rotatable
INFORMATION	REFLECTOR WFL-50° EXCL.LED POWER SUPPLY 350-500mA-DC

Electrical info	
CLASS	III
DIM TYPE	depending on power supply
ENERGY CLASS	E
CERTIFICATES	CB, ENEC













Lightsource info	
LIGHTSOURCE NAME	LED
LIGHTSOURCE	LED array 5,8-8,6W / CRI>90 (R9: 60) / 2700K / 753-1041lm
TM-30 VALUES	rf: 89 / Rg: 100
SDCM	SDCM1
RISKGROUP	RG1
LM80	L90B10 > 50000
LED TECHNICS (LIGHT SOURCE)	1041lm // 8,6W // 121lm/W
LED TECHNICS (LUMINAIRE)	838lm // 10W // 85lm/W

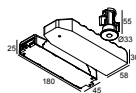
Requirements	
LED POWER SUPPLY 350 / 500mA-DC DIM	

Options	
PLASTERKIT 170	

For detailed installation instructions, please consult the manual: [202_37_811_XXX_HAND.pdf](#)

CEILING COMPATIBILITY

Ceiling Type	Mounting Kit
 System ceiling	-
 Plasterboard	-
 Stucanet	 PLASTERKIT 170 Required
 Wood	-
 Concrete + plaster	 PLASTERKIT 170 Required
 Lintel + plaster	 PLASTERKIT 170 Required
 Hollow-core slab + plaster	 PLASTERKIT 170 Required
 Stretched ceiling	-

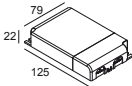
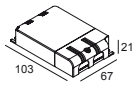
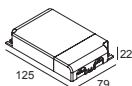
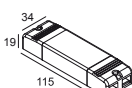
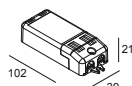
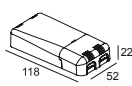
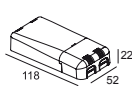
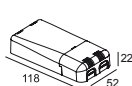
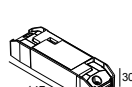


9

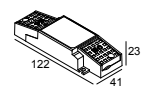
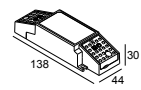
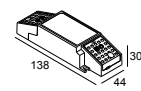
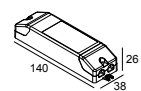
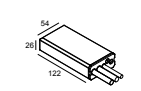
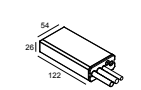
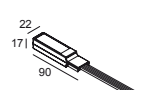
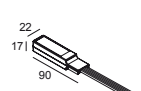
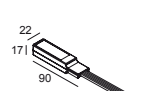
7

REO OK 92750 S1 W

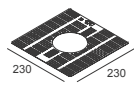
202 37 811 923 W

LED power supplies			#
	300 90 63	LED POWER SUPPLY MULTI-POWER DIM9	1->4(4) / 1->4(4) <input type="checkbox"/>
	300 90 68	LED POWER SUPPLY MULTI-POWER DIM5	1->2(1) / 1->2(1) <input type="checkbox"/>
	300 90 69	LED POWER SUPPLY MULTI-POWER HV DIM9	2->6(6) / 1->6(4) <input type="checkbox"/>
	300 90 91	LED POWER SUPPLY 350mA-DC / 15W	1 <input type="checkbox"/>
	300 90 110	LED POWER SUPPLY 350mA-DC / 10W DIM8	1 <input type="checkbox"/>
	300 90 116	LED POWER SUPPLY 350mA-DC / 18W DIM8	2->2 <input type="checkbox"/>
	300 90 124	LED POWER SUPPLY MULTI-POWER DIM7	1->2(1) / 1(1) <input type="checkbox"/>
	300 90 125	LED POWER SUPPLY MULTI-POWER MINI DIM5	1->2(1) / 1(1) <input type="checkbox"/>
	21012 005W	LED POWER SUPPLY MULTI-POWER COMPACT WDL	1->2 / 1->2 <input type="checkbox"/>

REO OK 92750 S1 W
202 37 811 923 W

	21012 0258 LED POWER SUPPLY MULTI POWER 200-350 / 10W DIM8	1	<input type="checkbox"/>
	21012 0278 LED POWER SUPPLY MULTI POWER 500-700 / 20W DIM8	1	<input type="checkbox"/>
	21012 0288 LED POWER SUPPLY MULTI POWER 500-700 / 36W DIM8	2->2	<input type="checkbox"/>
	21012 0298 LED POWER SUPPLY MULTI POWER 250-900 / 20W DIM8	2/1	<input type="checkbox"/>
	21012 0480 LED POWER SUPPLY 350mA-DC / 17W IP68	1-2(2)	<input type="checkbox"/>
	21012 0500 LED POWER SUPPLY 500mA-DC / 24W IP68	1-2(1)	<input type="checkbox"/>
	21032 0295 LED POWER CONVERTER 48V-DC to 350 mA-DC / 15W DIM5	1	<input type="checkbox"/>
	21032 0305 LED POWER CONVERTER 48V-DC to 500 mA-DC / 22W DIM5	1	<input type="checkbox"/>
	21032 0375 LED POWER CONVERTER 48V-DC to 500 mA-DC / 22W PRO DIM5	1	<input type="checkbox"/>

Plasterkits



207 01 170 PLASTERKIT 170



Notes: